






hello,  
my name is  
**flex circle 40**



# flex circle 40





Flex Circle 40 is a metamorphic lighting object that combines a physical transformation of the shape with a modulation of light. In its closed position you just have a minimal circular incision line. When light is requested, the flexible circle slowly bends inwards to reveal the light.

Integrated electronics assure a smooth and silent transformation in harmony with the intensity of the light. The transformation and light modulation are pre-programmed but can also be controlled independently by the user by means of 0-10V signals.

The light source is a long-life LED engine with a colour temperature of 2.700K (or other on request).

The central circle is detachable and can be opened thanks to a hinge to access the interior.


Flex Circle 40 can be seamlessly integrated in walls or ceilings. Because of its continuous circle line you can combine different materials. The material around the central flexible circle can be the same as the material of the wall. The central flexible circle can be finished either in the same colour or in a contrasting finish.

#### SOME TYPICAL EXAMPLES OF USE

- A feature wall in an entrance or lobby
- Above a bed to slowly wake you up
- Interactive walls with a combination of different diameters

#### DESIGNERS

Xaveer Claerhout & Barbara Van Biervliet



Possible ways of application



Ceiling recessed



Wall recessed

Dimensions

- Weight: ca 10 kg
- Total frontsurface: 600 x 600 mm
- Depth of luminaire: 110 mm
- Flexing front: 400 mm diameter

Mounting options & accessories

- Mounting edges included in luminaire

Light

Lightsource

- LED
- CCT: 2.700 K
- Rated Lifetime (L70): > 50.000 hrs
- Luminous Flux: 1.320 lm (source)
- Rated Power: 15 W
- Efficacy: 116 lm/W

Control of light and motion



For the integrated fixtures

A. With 0-10V lighting controls:

- 0-10V analog inputs to control either transformation and dimming together (in that case 1 signal required), or transformation and dimming individually (then 2 signals required)
- Individual Kinetura units can be connected in a daisy chain layout for perfect synchronization

B. Optional kinemodule if no control system is available:

- Up to 4 Kinetura luminaires can be controlled with one Kinemodule, both in light and in movement
- The Kinemodule has certain preset scenes for easy installation, but is also programmable with an optional controller to create your own scenes.
- A simple pushbutton or any other NO (normally open) contact starts or stops the scene, or dims the light and movement to a fixed position

C. Optional Bluetooth Smart control module for stand alone operation:


- an optional Bluetooth Smart control (Casambi) can be integrated per luminaire in order to control light and motion scenes from your smartphone

Metamorphic unit


- 4,2 W during motion

Technical details

- Built in power supply 24V DC / 36 W
- input: 110 - 240 VAC / 50 - 60 Hz
- rated voltage: 220 - 240 VAC / 50 - 60 Hz
- Class I device
- patented metamorphic unit inside for silent transformation
- interior of fixture is accessible thanks to a hinge on the circular front cover
- the flex circle can be combined with different materials around the circle



seamless integration version



**M** Metamorphic luminaires

Light dimmable, shape automatically transformable



| picture | item code | colour | dimensions  | light 1  | light 2 | description   |
|---------|-----------|--------|---|--|---------|---|
|         | 1140100   |        | H 600 mm<br>W 600 mm<br>D 110 mm<br>flexing part:<br>Ø 400 mm | LED<br>2.700 K<br>> 50.000 h<br>1.320 lm<br>(source)<br>12 W |         | <b>FLEX CIRCLE 40 metamorphic<br/>Ghost White inside + Primered flex-circle</b><br>detachable circle - for seamless integration in wall / ceiling - incl. power supply and gypsum board with circular opening       |
|         | 1140101   |        | H 600 mm<br>W 600 mm<br>D 110 mm<br>flexing part:<br>Ø 400 mm | LED<br>2.700 K<br>> 50.000 h<br>1.320 lm<br>(source)<br>12 W |         | <b>FLEX CIRCLE 40 metamorphic<br/>Ghost White inside + Ghost White flex-circle</b><br>detachable circle - for seamless integration in wall / ceiling - incl. power supply and gypsum board with circular opening    |
|         | 1140200   |        | H 600 mm<br>W 600 mm<br>D 110 mm<br>flexing part:<br>Ø 400 mm | LED<br>2.700 K<br>> 50.000 h<br>1.320 lm<br>(source)<br>12 W |         | <b>FLEX CIRCLE 40 metamorphic<br/>Venetian Red inside + Primered flex-circle</b><br>detachable circle - for seamless integration in wall / ceiling - incl. power supply and gypsum board with circular opening      |
|         | 1140201   |        | H 600 mm<br>W 600 mm<br>D 110 mm<br>flexing part:<br>Ø 400 mm | LED<br>2.700 K<br>> 50.000 h<br>1.320 lm<br>(source)<br>12 W |         | <b>FLEX CIRCLE 40 metamorphic<br/>Venetian Red inside + Ghost White flex-circle</b><br>detachable circle - for seamless integration in wall / ceiling - incl. power supply and gypsum board with circular opening   |
|         | 1140300   |        | H 600 mm<br>W 600 mm<br>D 110 mm<br>flexing part:<br>Ø 400 mm | LED<br>2.700 K<br>> 50.000 h<br>1.320 lm<br>(source)<br>12 W |         | <b>FLEX CIRCLE 40 metamorphic<br/>Charcoal Black inside + Primered flex-circle</b><br>detachable circle - for seamless integration in wall / ceiling - incl. power supply and gypsum board with circular opening    |
|         | 1140301   |        | H 600 mm<br>W 600 mm<br>D 110 mm<br>flexing part:<br>Ø 400 mm | LED<br>2.700 K<br>> 50.000 h<br>1.320 lm<br>(source)<br>12 W |         | <b>FLEX CIRCLE 40 metamorphic<br/>Charcoal Black inside + Ghost White flex-circle</b><br>detachable circle - for seamless integration in wall / ceiling - incl. power supply and gypsum board with circular opening |
|         | 1140400   |        | H 600 mm<br>W 600 mm<br>D 110 mm<br>flexing part:<br>Ø 400 mm | LED<br>2.700 K<br>> 50.000 h<br>1.320 lm<br>(source)<br>12 W |         | <b>FLEX CIRCLE 40 metamorphic<br/>Olympic Gold inside + Primered flex-circle</b><br>detachable circle - for seamless integration in wall / ceiling - incl. power supply and gypsum board with circular opening      |
|         | 1140401   |        | H 600 mm<br>W 600 mm<br>D 110 mm<br>flexing part:<br>Ø 400 mm | LED<br>2.700 K<br>> 50.000 h<br>1.320 lm<br>(source)<br>12 W |         | <b>FLEX CIRCLE 40 metamorphic<br/>Olympic Gold inside + Ghost White flex-circle</b><br>detachable circle - for seamless integration in wall / ceiling - incl. power supply and gypsum board with circular opening   |

**M** Metamorphic luminaires

Light dimmable, shape automatically transformable


| picture | item code | colour | dimensions  | light 1  | light 2 | description  |
|---------|-----------|--------|---|--|---------|--|
|         | 114RR00   |        | H 600 mm<br>W 600 mm<br>D 110 mm<br>flexing part:<br>Ø 400 mm | LED<br>2.700 K<br>> 50.000 h<br>1.320 lm<br>(source)<br>12 W |         | <b>FLEX CIRCLE 40 metamorphic<br/>RAL Colour upon request inside +<br/>Primered flex-circle</b><br>detachable circle - for seamless integration in wall / ceiling - incl. power supply and gypsum board with circular opening          |
|         | 114RR01   |        | H 600 mm<br>W 600 mm<br>D 110 mm<br>flexing part:<br>Ø 400 mm | LED<br>2.700 K<br>> 50.000 h<br>1.320 lm<br>(source)<br>12 W |         | <b>FLEX CIRCLE 40 metamorphic<br/>RAL Colour upon request inside +<br/>Ghost White flex-circle</b><br>detachable circle - for seamless integration in wall / ceiling - incl. power supply and gypsum board with circular opening       |
|         | 1140409   |        | H 600 mm<br>W 600 mm<br>D 110 mm<br>flexing part:<br>Ø 400 mm | LED<br>2.700 K<br>> 50.000 h<br>1.320 lm<br>(source)<br>12 W |         | <b>FLEX CIRCLE 40 metamorphic<br/>Olympic Gold inside +<br/>Bronze aged patina on flex-circle</b><br>detachable circle - for seamless integration in wall / ceiling - incl. power supply and gypsum board with circular opening        |
|         | 1140410   |        | H 600 mm<br>W 600 mm<br>D 110 mm<br>flexing part:<br>Ø 400 mm | LED<br>2.700 K<br>> 50.000 h<br>1.320 lm<br>(source)<br>12 W |         | <b>FLEX CIRCLE 40 metamorphic<br/>Olympic Gold inside +<br/>Brass aged patina on flex-circle</b><br>detachable circle - for seamless integration in wall / ceiling - incl. power supply and gypsum board with circular opening         |
|         | 1140411   |        | H 600 mm<br>W 600 mm<br>D 110 mm<br>flexing part:<br>Ø 400 mm | LED<br>2.700 K<br>> 50.000 h<br>1.320 lm<br>(source)<br>12 W |         | <b>FLEX CIRCLE 40 metamorphic<br/>Olympic Gold inside +<br/>Tiffany Green aged patina on flex-circle</b><br>detachable circle - for seamless integration in wall / ceiling - incl. power supply and gypsum board with circular opening |

Options for control

| picture   | item code | colour | dimensions |  |  | description  |
|---|-----------|--------|------------|--|--|--|
|  | 2140006   |        |            |  |  | <b>FLEX CIRCLE 40 Bluetooth Smart Control</b><br>optional module integrated in lamp to control light and motion through smart device application   |
|  | 1500000   |        |            |  |  | <b>KINEMODULE</b><br>optional control module for easy installation of several Kinetura metamorphic lamps for the control of light and movement. With 4 KINELINKS to control Kinetura luminaires according to certain preset scenarios, in case there is no home control system available or if a preprogrammed installation is required. |




The front cover of the detachable Flex Circle can be opened from the front.



This way you have access to the inside of the fixture for maintenance.




hello,  
my name is

**flex circle 60**





flex circle 60





Flex Circle 60 is a metamorphic lighting object that combines a physical transformation of its shape with a modulation of light. In its closed position you just have a minimal circular incision line. When light is requested, the flexible circle slowly bends inwards to reveal the light.

Integrated electronics assure a smooth and silent transformation in harmony with the intensity of the light. The transformation and light modulation are pre-programmed but can also be controlled independently by the user by means of 0-10V signals.

The light source is a long-life LED engine with a colour temperature of 2.700K (or other on request).

The central circle is detachable and can be opened thanks to a hinge to access the interior.

Flex Circle 60 can be seamlessly integrated in walls or ceilings. Because of its continuous circle line you can combine different materials. The material around the central flexible circle can be one with the material of the wall. The central flexible circle can be finished either in the same colour or in a contrasting finish.

#### **SOME TYPICAL EXAMPLES OF USE**

- A feature wall in an entrance or lobby
- Above a bed head to slowly wake you up
- Interactive wall as a combination of different diameters


#### **DESIGNERS**

Xaveer Claerhout & Barbara Van Biervliet

Possible ways of application



Wall recessed



Dimensions

- Weight: ca 14 kg
- Total frontsurface: 800 x 800 mm
- Depth of luminaire: 110 mm
- Flexing front: 600 mm diameter

Mounting options & accessories

- Mounting edges included in luminaire

Light

Lightsource

- LED
- CCT: 2.700 K
- Rated Lifetime (L70): > 50.000 hrs
- Luminous Flux: 2.260 lm (source)
- Rated Power: 24 W
- Efficacy: 116 lm/W

Control of light and motion



For the integrated fixtures

A. With 0-10V lighting controls:

- 0-10V analog inputs to control either transformation and dimming together (in that case 1 signal required), or transformation and dimming individually (then 2 signals required)
- Individual Kinetura units can be connected in a daisy chain layout for perfect synchronization

B. Optional kinemodule if no control system is available:

- Up to 4 Kinetura luminaires can be controlled with one Kinemodule, both in light and in movement
- The Kinemodule has certain preset scenes for easy installation, but is also programmable with an optional controller to create your own scenes.
- A simple pushbutton or any other NO (normally open) contact starts or stops the scene, or dims the light and movement to a fixed position

C. Optional Bluetooth Smart control module for stand alone operation:


- an optional Bluetooth Smart control (Casambi) can be integrated per luminaire in order to control light and motion scenes from your smartphone

Metamorphic unit

- 4,2 W during motion

Technical details

















- Built in power supply 24V DC / 36 W
- input: 110 - 240 VAC / 50 - 60 Hz
- rated voltage: 220 - 240 VAC / 50 - 60 Hz
- Class I device
- patented metamorphic unit inside for silent transformation
- interior of fixture is accessible thanks to a hinge on the circular front cover
- the flex circle can be combined with different materials around the circle



seamless integration version











**M** Metamorphic luminaires

Light dimmable, shape automatically transformable



| picture   | item code | colour  | dimensions  | light 1  | light 2 | description  |
|---|-----------|---|---|--|---------|--|
|    | 1190100   |    | H 800 mm<br>W 800 mm<br>D 130 mm<br>flexing part:<br>Ø 600 mm | LED<br>2.700 K<br>> 50.000 h<br>2.640 lm<br>(source)<br>24 W |         | <b>FLEX CIRCLE 60 metamorphic<br/>Ghost White inside + Primered flex-circle</b><br>detachable circle - for seamless integration in wall / ceiling -<br>incl. power supply and gypsum board with circular opening       |
|    | 1190101   |    | H 800 mm<br>W 800 mm<br>D 130 mm<br>flexing part:<br>Ø 600 mm | LED<br>2.700 K<br>> 50.000 h<br>2.640 lm<br>(source)<br>24 W |         | <b>FLEX CIRCLE 60 metamorphic<br/>Ghost White inside + Ghost White flex-circle</b><br>detachable circle - for seamless integration in wall / ceiling -<br>incl. power supply and gypsum board with circular opening    |
|    | 1190200   |    | H 800 mm<br>W 800 mm<br>D 130 mm<br>flexing part:<br>Ø 600 mm | LED<br>2.700 K<br>> 50.000 h<br>2.640 lm<br>(source)<br>24 W |         | <b>FLEX CIRCLE 60 metamorphic<br/>Venetian Red inside + Primered flex-circle</b><br>detachable circle - for seamless integration in wall / ceiling -<br>incl. power supply and gypsum board with circular opening      |
|  | 1190201   |  | H 800 mm<br>W 800 mm<br>D 130 mm<br>flexing part:<br>Ø 600 mm | LED<br>2.700 K<br>> 50.000 h<br>2.640 lm<br>(source)<br>24 W |         | <b>FLEX CIRCLE 60 metamorphic<br/>Venetian Red inside + Ghost White flex-circle</b><br>detachable circle - for seamless integration in wall / ceiling -<br>incl. power supply and gypsum board with circular opening   |
|  | 1190300   |  | H 800 mm<br>W 800 mm<br>D 130 mm<br>flexing part:<br>Ø 600 mm | LED<br>2.700 K<br>> 50.000 h<br>2.640 lm<br>(source)<br>24 W |         | <b>FLEX CIRCLE 60 metamorphic<br/>Charcoal Black inside + Primered flex-circle</b><br>detachable circle - for seamless integration in wall / ceiling -<br>incl. power supply and gypsum board with circular opening    |
|  | 1190301   |  | H 800 mm<br>W 800 mm<br>D 130 mm<br>flexing part:<br>Ø 600 mm | LED<br>2.700 K<br>> 50.000 h<br>2.640 lm<br>(source)<br>24 W |         | <b>FLEX CIRCLE 60 metamorphic<br/>Charcoal Black inside + Ghost White flex-circle</b><br>detachable circle - for seamless integration in wall / ceiling -<br>incl. power supply and gypsum board with circular opening |
|  | 1190400   |  | H 800 mm<br>W 800 mm<br>D 130 mm<br>flexing part:<br>Ø 600 mm | LED<br>2.700 K<br>> 50.000 h<br>2.640 lm<br>(source)<br>24 W |         | <b>FLEX CIRCLE 60 metamorphic<br/>Olympic Gold inside + Primered flex-circle</b><br>detachable circle - for seamless integration in wall / ceiling -<br>incl. power supply and gypsum board with circular opening      |
|  | 1190401   |  | H 800 mm<br>W 800 mm<br>D 130 mm<br>flexing part:<br>Ø 600 mm | LED<br>2.700 K<br>> 50.000 h<br>2.640 lm<br>(source)<br>24 W |         | <b>FLEX CIRCLE 60 metamorphic<br/>Olympic Gold inside + Ghost White flex-circle</b><br>detachable circle - for seamless integration in wall / ceiling -<br>incl. power supply and gypsum board with circular opening   |

**M** Metamorphic luminaires

Light dimmable, shape automatically transformable


| picture   | item code | colour  | dimensions  | light 1  | light 2 | description   |
|---|-----------|---|---|--|---------|---|
|    | 119RR00   |    | H 800 mm<br>W 800 mm<br>D 130 mm<br>flexing part:<br>Ø 600 mm | LED<br>2.700 K<br>> 50.000 h<br>2.640 lm<br>(source)<br>24 W |         | <b>FLEX CIRCLE 60 metamorphic<br/>RAL Colour upon request inside +<br/>Primered flex-circle</b><br>detachable circle - for seamless integration in wall / ceiling -<br>incl. power supply and gypsum board with circular opening          |
|    | 119RR01   |    | H 800 mm<br>W 800 mm<br>D 130 mm<br>flexing part:<br>Ø 600 mm | LED<br>2.700 K<br>> 50.000 h<br>2.640 lm<br>(source)<br>24 W |         | <b>FLEX CIRCLE 60 metamorphic<br/>RAL Colour upon request inside +<br/>Ghost White flex-circle</b><br>detachable circle - for seamless integration in wall / ceiling -<br>incl. power supply and gypsum board with circular opening       |
|    | 1190409   |    | H 800 mm<br>W 800 mm<br>D 130 mm<br>flexing part:<br>Ø 600 mm | LED<br>2.700 K<br>> 50.000 h<br>2.640 lm<br>(source)<br>24 W |         | <b>FLEX CIRCLE 60 metamorphic<br/>Olympic Gold inside +<br/>Bronze aged patina on flex-circle</b><br>detachable circle - for seamless integration in wall / ceiling -<br>incl. power supply and gypsum board with circular opening        |
|  | 1190410   |  | H 800 mm<br>W 800 mm<br>D 130 mm<br>flexing part:<br>Ø 600 mm | LED<br>2.700 K<br>> 50.000 h<br>2.640 lm<br>(source)<br>24 W |         | <b>FLEX CIRCLE 60 metamorphic<br/>Olympic Gold inside +<br/>Brass aged patina on flex-circle</b><br>detachable circle - for seamless integration in wall / ceiling -<br>incl. power supply and gypsum board with circular opening         |
|  | 1190411   |  | H 800 mm<br>W 800 mm<br>D 130 mm<br>flexing part:<br>Ø 600 mm | LED<br>2.700 K<br>> 50.000 h<br>2.640 lm<br>(source)<br>24 W |         | <b>FLEX CIRCLE 60 metamorphic<br/>Olympic Gold inside +<br/>Tiffany Green aged patina on flex-circle</b><br>detachable circle - for seamless integration in wall / ceiling -<br>incl. power supply and gypsum board with circular opening |

Options for control

| picture   | item code | colour | dimensions |  |  | description  |
|---|-----------|--------|------------|--|--|--|
|  | 2190006   |        |            |  |  | <b>FLEX CIRCLE 60 Bluetooth Smart Control</b><br>optional module integrated in lamp to control light and motion through smart device application   |
|  | 1500000   |        |            |  |  | <b>KINEMODULE</b><br>optional control module for easy installation of several Kinetura metamorphic lamps for the control of light and movement. With 4 KINELINKS to control Kinetura luminaires according to certain preset scenarios, in case there is no home control system available or if a preprogrammed installation is required. |



The front cover of the detachable Flex Circle can be opened from the front.



This way you have access to the inside of the fixture for maintenance.