




hello,  
my name is  
**cordoba**







Cordoba is a metamorphic lighting object that combines a physical transformation of its shape with a modulation of light. In its closed position you just have a minimal bulb shaped incision line. When light is requested, the flexible bulb shape slowly bends inwards to reveal the light.

Integrated electronics assure a smooth and silent transformation in harmony with the intensity of the light. The transformation and light modulation are pre-programmed but can also be controlled independently by the user by means of 0-10V signals.

The light source is a long-life LED engine with a colour temperature of 2.700K (or other on request).

Cordoba is mainly used as a decorative light frame, but can also be integrated in a fibreboard wall with a recess rim.

#### SOME TYPICAL EXAMPLES OF USE

- Integrated in an entrance hall
- As a decorative light object in a frame on a wall

#### DESIGNERS

Xaveer Claerhout & Barbara Van Biervliet





Possible ways of application



Wall recessed



Wall surface Mounted



Wall mounted Plug & play

Dimensions

- Weight: 8,7kg
- Total frontsurface: 800 x 600 mm
- Depth of luminaire: 72 mm
- Flexing part of front: bulb shape of 640 x 400 mm

Mounting options & accessories

- Frame for wall or ceiling mounting

Light

Lightsources

- LED
- CCT: 2.700 K
- Rated Lifetime (L70): > 50.000 hrs
- Luminous Flux: 1.320 lm (source)
- Rated Power: 15 W
- Efficacy: 116 lm/W

Control of light and motion



For the integrated fixtures and connected surface mounted fixtures:

A. With 0-10V lighting controls:

- 0-10V analog inputs to control either transformation and dimming together (in that case 1 signal required), or transformation and dimming individually (then 2 signals required)
- Individual Kinetura units can be connected in a daisy chain layout for perfect synchronization

B. Optional kinemodule if no control system is available:

- Up to 4 Kinetura luminaires can be controlled with one Kinemodule, both in light and in movement
- The Kinemodule has certain preset scenes for easy installation, but is also programmable with an optional controller to create your own scenes.
- A simple pushbutton or any other NO (normally open) contact starts or stops the scene, or dims the light and movement to a fixed position

C. Optional Bluetooth Smart control module for stand alone operation:

- an optional Bluetooth Smart control (Casambi) can be integrated per luminaire in order to control light and motion scenes from your smartphone

For the plug & play fixtures

A. the standard plug & play fixture with pushbutton

- a pushbutton with sequential functionality: ON - LOOPING - OFF is integrated in the frame in order to operate and choose the right scenario.

B. optional Bluetooth Smart control module for stand alone operation

- an optional Bluetooth Smart control (Casambi) can be integrated in the plug & play luminaire in order to control light and motion scenarios from your smartphone

Metamorphic unit

- 3,85 W during motion

Technical details

- Built in power supply 24V DC / 36 W
- input: 110 - 240 VAC / 50 - 60 Hz
- rated voltage: 220 - 240 VAC / 50 - 60 Hz
- Class I device

- patented metamorphic unit inside for silent transformation



fibreboard integration version


















surface mounted version





**M Metamorphic luminaires**

Light dimmable, shape automatically transformable

















picture	item code	colour	dimensions	light 1	light 2	description
	1040100	 	H 800 mm W 600 mm D 72 mm  flexing part: bulb shape 560x400	LED 2.700 K  > 50.000 h 1.320 lm (source) 12 W		<b>CORDOBA metamorphic for fibreboard Ghost White inside + Primered flex-front</b>  for integration in fibreboard wall (incl. power supply)
	1040200	 	H 800 mm W 600 mm D 72 mm  flexing part: bulb shape 560x400	LED 2.700 K  > 50.000 h 1.320 lm (source) 12 W		<b>CORDOBA metamorphic for fibreboard Venetian Red inside + Primered flex-front</b>  for integration in fibreboard wall (incl. power supply)
	1040300	 	H 800 mm W 600 mm D 72 mm  flexing part: bulb shape 560x400	LED 2.700 K  > 50.000 h 1.320 lm (source) 12 W		<b>CORDOBA metamorphic for fibreboard Charcoal Black inside + Primered flex-front</b>  for integration in fibreboard wall (incl. power supply)
	1040400	 	H 800 mm W 600 mm D 72 mm  flexing part: bulb shape 560x400	LED 2.700 K  > 50.000 h 1.320 lm (source) 12 W		<b>CORDOBA metamorphic for fibreboard Olympic Gold inside + Primered flex-front</b>  for integration in fibreboard wall (incl. power supply)
	104RR00	 	H 800 mm W 600 mm D 72 mm  flexing part: bulb shape 560x400	LED 2.700 K  > 50.000 h 1.320 lm (source) 12 W		<b>CORDOBA metamorphic for fibreboard RAL Colour upon request inside + Primered flex-front</b>  for integration in fibreboard wall (incl. power supply)

**Options for control**





picture	item code	colour	dimensions			description
	2040006					<b>CORDOBA Bluetooth Smart Control</b>  optional module integrated in lamp to control light and motion through smart device application
	1500000					<b>KINEMODULE</b>  optional control module for easy installation of several Kinetura metamorphic lamps for the control of light and movement. With 4 KINELINKS to control Kinetura luminaires according to certain preset scenarios, in case there is no home control system available or if a preprogrammed installation is required.

**M Metamorphic luminaires**





Light dimmable, shape automatically transformable

picture	item code	colour	dimensions	light 1	light 2	description
	1040101		H 800 mm W 600 mm D 72 mm flexing part: bulb shape 560x400	LED 2.700 K  > 50.000 h 1.320 lm (source) 12 W		<b>CORDOBA metamorphic for in a frame Ghost White inside + Ghost White flex-front</b>  for wall surface mounting in a frame (incl. power supply but excl. surface mounted frame)
	1040201	 	H 800 mm W 600 mm D 72 mm flexing part: bulb shape 560x400	LED 2.700 K  > 50.000 h 1.320 lm (source) 12 W		<b>CORDOBA metamorphic for in a frame Venetian Red inside + Ghost White flex-front</b>  for wall surface mounting in a frame (incl. power supply but excl. surface mounted frame)
	1040301	 	H 800 mm W 600 mm D 72 mm flexing part: bulb shape 560x400	LED 2.700 K  > 50.000 h 1.320 lm (source) 12 W		<b>CORDOBA metamorphic for in a frame Charcoal Black inside + Ghost White flex-front</b>  for wall surface mounting in a frame (incl. power supply but excl. surface mounted frame)
	1040401	 	H 800 mm W 600 mm D 72 mm flexing part: bulb shape 560x400	LED 2.700 K  > 50.000 h 1.320 lm (source) 12 W		<b>CORDOBA metamorphic for in a frame Olympic Gold inside + Ghost White flex-front</b>  for wall surface mounting in a frame (incl. power supply but excl. surface mounted frame)
	1040409	 	H 800 mm W 600 mm D 72 mm flexing part: bulb shape 560x400	LED 2.700 K  > 50.000 h 1.320 lm (source) 12 W		<b>CORDOBA metamorphic for in a frame Olympic Gold inside + Bronze aged patina flex-front</b>  for wall surface mounting in a frame (incl. power supply but excl. surface mounted frame)
	1030410	 	H 800 mm W 600 mm D 72 mm flexing part: bulb shape 560x400	LED 2.700 K  > 50.000 h 1.320 lm (source) 12 W		<b>CORDOBA metamorphic for in a frame Olympic Gold inside + Brass aged patina on flex-front</b>  for wall surface mounting in a frame (incl. power supply but excl. surface mounted frame)
	1030411	 	H 800 mm W 600 mm D 72 mm flexing part: bulb shape 560x400	LED 2.700 K  > 50.000 h 1.320 lm (source) 12 W		<b>CORDOBA metamorphic for in a frame Olympic Gold inside + Tiffany Green aged patina on flex-front</b>  for wall surface mounting in a frame (incl. power supply but excl. surface mounted frame)

**Options for installation**

picture	item code	colour	dimensions			description
	2040101					<b>CORDOBA surface mounted frame - Ghost white</b>  accessory frame for wall mount or wall mount plug & play
	2040103					<b>CORDOBA surface mounted frame - Charcoal black</b>  accessory frame for wall mount or wall mount plug & play

**Options for control**

picture	item code	colour	dimensions			description
	2040003					<b>CORDOBA Expansion kit motion detection in wall mounted frame</b>  optional motion sensor for a stand-alone interactive operation
	2040005					<b>CORDOBA Connection cable with European plug for wall mounted frame</b>  optional connection cable with European plug for plug & play operation
	2040006					<b>CORDOBA Bluetooth Smart Control</b>  optional module integrated in lamp to control light and motion through smart device application
	2040011					<b>CORDOBA push button in wall mounted frame</b>  optional push button for plug & play operation with serial functionality (on - looping - off)