
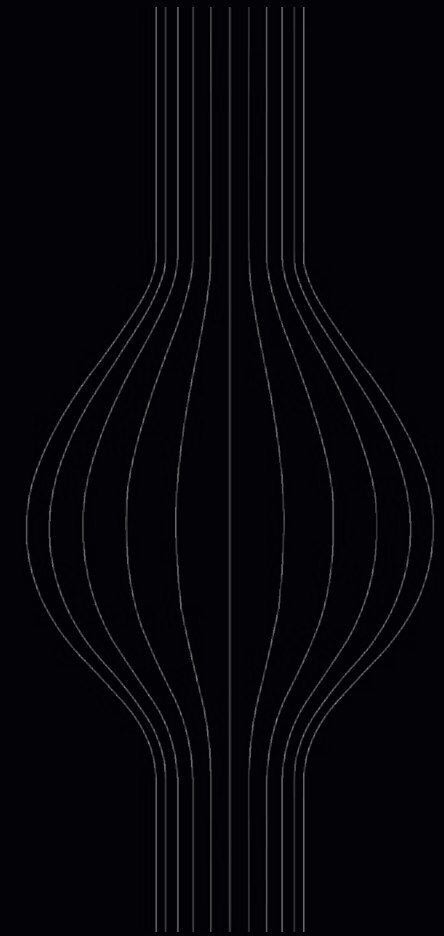



hello,  
my name is  
**shanghai**



shanghai





Shanghai is a metamorphic chandelier that combines a physical transformation of its shape with a modulation of light. Integrated electronics assure a smooth and silent transformation in harmony with the intensity of the light. The Shanghai chandelier smoothly transforms from a closed cylindrical shape into an organic open form.

Shanghai has a three integrated light sources: a LED down-light, a powerful central LED lightsource and a LED uplight, all 2.700K.

#### **SOME TYPICAL EXAMPLES OF USE**

- A chandelier in a staircase, interactive with passer-by
- In a hotel lobby
- In a restaurant

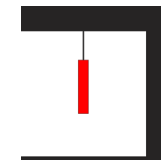
#### **DESIGNERS**

Xaveer Claerhout & Barbara Van Biervliet





Possible ways of application



pendant

Dimensions

- Weight: 40 kg
- height 1.650 mm
- diameter closed 240 mm
- diameter open 700 mm

Light

**Lightsource 1: central**

- central LED
- 2.700K
- CRI90
- >50.000h
- 20.000 lm (source)
- 180 W

**Lightsource 2: down**

- downlight LED
- 2.700 K
- CRI90
- > 50.000 h
- 2.800 lm (source)
- 30W

**Lightsource 3: up**

- uplight LED
- 2.700 K
- > 50.000 h
- 2.100 lm, 16W (source)

Metamorphic unit

- 13 W during motion

Mounting options & accessories

- cable and ceiling rose included

Control of light and motion



ceiling surface mounted chandelier

**A. With 0-10V lighting controls:**

- 0-10V analog inputs to control either transformation and dimming together (in that case 1 signal required), or transformation and dimming individually (then 2 signals required)
- Individual Kinetura units can be connected in a daisy chain layout for perfect synchronization

**B. Optional kinemodule if no control system is available:**

- Up to 4 Kinetura luminaires can be controlled with one Kinemodule, both in light and in movement
- The Kinemodule has certain preset scenes for easy installation, but is also programmable with an optional controller to create your own scenes.
- A simple pushbutton or any other NO (normally open) contact starts or stops the scene, or dims the light and movement to a fixed position

**C. Optional Bluetooth Smart control module for stand alone operation:**

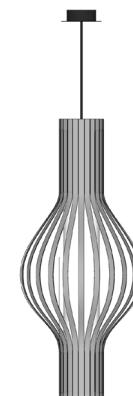
- an optional Bluetooth Smart control (Casambi) can be integrated per luminaire in order to control light and motion scenes from your smartphone

Technical details

- Built in power supplies
- input: 110 - 240 VAC / 50 - 60 Hz
- rated voltage: 220 - 240 VAC / 50 - 60 Hz
- Class I device
- patented metamorphic unit inside for silent transformation
- lightsource replaceable by manufacturer













pendant chandelier  
in closed state





pendant chandelier  
in open state

**M Metamorphic luminaires**

Light dimmable, shape automatically transformable

picture	item code	colour	dimensions	light 1	light 2	description
	1090808		H 1650 mm Ø open: 240 mm Ø closed: 700 mm	central LED 2.700K CRI90 >50.000h 20.000 lm (source) 180 W	downlightLED 2.700 K CRI90 > 50.000 h 2.800 lm, 30W  uplight LED 2.700 K > 50.000 h 2.100 lm, 16W	<b>SHANGHAI metamorphic - Bronze brushed inside + Bronze brushed outside</b>  large pendant cable and ceiling rose (Charcoal Black) included
	1090803		H 1650 mm Ø open: 240 mm Ø closed: 700 mm	central LED 2.700K CRI90 >50.000h 20.000 lm (source) 180 W	downlightLED 2.700 K, CRI90 > 50.000 h 2.800 lm, 30W  uplight LED 2.700 K > 50.000 h 2.100 lm, 16W	<b>SHANGHAI metamorphic - Bronze brushed inside + Charcoal black outside</b>  large pendant cable and ceiling rose (Charcoal Black) included
	1090101		H 1650 mm Ø open: 240 mm Ø closed: 700 mm	central LED 2.700K CRI90 >50.000h 20.000 lm (source) 180 W	downlightLED 2.700 K, CRI90 > 50.000 h 2.800 lm, 30W  uplight LED 2.700 K > 50.000 h 2.100 lm, 16W	<b>SHANGHAI metamorphic - Ghost White inside + Ghost White outside</b>  large pendant cable and ceiling rose (Ghost White) included
	1090809		H 1650 mm Ø open: 240 mm Ø closed: 700 mm	central LED 2.700K CRI90 >50.000h 20.000 lm (source) 180 W	downlightLED 2.700 K, CRI90 > 50.000 h 2.800 lm, 30W  uplight LED 2.700 K > 50.000 h 2.100 lm, 16W	<b>SHANGHAI metamorphic - Bronze brushed inside + Bronze dark aged patina outside</b>  large pendant cable and ceiling rose (Charcoal Black) included
	1090811		H 1650 mm Ø open: 240 mm Ø closed: 700 mm	central LED 2.700K CRI90 >50.000h 20.000 lm (source) 180 W	down lightLED 2.700 K CRI90 > 50.000 h 1.000 lm 14 W  uplight LED 2.700 K > 50.000 h 2.100 lm, 16W	<b>SHANGHAI metamorphic - Bronze brushed inside + Tiffany Green aged patina outside</b>  large pendant cable and ceiling rose (Charcoal Black) included

**Options for control**

picture	item code	colour	dimensions		description
	2090006				<b>SHANGHAI Bluetooth Smart Control</b>  optional module integrated in lamp to control light and motion through smart device application
	1500000				<b>KINEMODULE</b>  optional control module for easy installation of several Kinetura metamorphic lamps for the control of light and movement. With 4 KINELINKS to control Kinetura luminaires according to certain preset scenarios, in case there is no home control system available or if a preprogrammed installation is required.