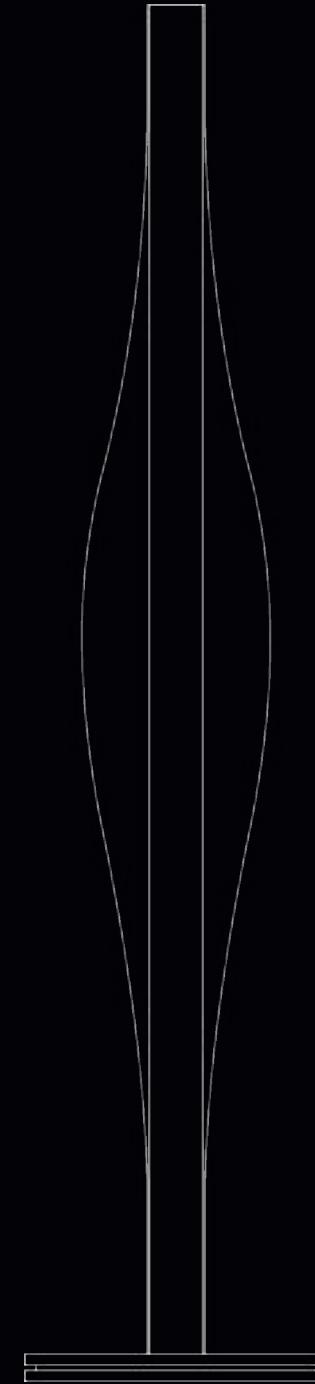


hello,
my name is
new york



new york





New York is a metamorphic table light that combines a physical transformation of its shape with a modulation of light. Integrated electronics assure a smooth and silent transformation in harmony with the intensity of the light. The New York table lamp smoothly transforms from a closed beam shape into an organic open form.

New York has a central warm CCFL light with very high life cycle. The New York lamp has 3 integrated modes of operation: Manual Mode, Interactive Mode and Looping Mode.

New York has an integrated motion sensor, so the lamp blossoms open when people are near.

SOME TYPICAL EXAMPLES OF USE

- On a side table next to a sofa
- On a sideboard in a living room
- On a reception desk of a hotel, in interactive mode to welcome the guests
- On a office desk

DESIGNERS

Xaveer Claerhout & Barbara Van Biervliet

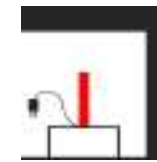
CENTRE POMPIDOU IN PARIS

The New York lamp is part of the permanent design collection of Musée du Centre Pompidou in Paris.





Possible ways of application



stand alone plug & play



Dimensions

- Weight 4,5 kg
- base 220 x220 mm
- height 1.050 mm
- width closed 40 mm
- width open 140 mm

Light

Lightsources

- longlife CCFL
- dimmable
- CCT: 2.400 K
- Rated Lifetime (L70): > 70.000 hrs
- Luminous Flux: 1.360 lm (source)
- Rated Power: 26 W (source)

Metamorphic unit

- 2,45 W during motion

Technical details

- power supply included 24V DC / 65 W
- input: 100 - 260 VAC / 50 - 60 Hz
- Class III device

Mounting options & accessories

- power cable and plug included but type is to be specified (European / UK / US)

Control of light and movement



Light and shape change synchronously.

The New York lamp has 3 different modes of operation that can be selected via a small push button in the base of the lamp:

A. Manual Mode

- In the manual mode the lamp responds to touch. A swift touch on the base puts on the light, another swift touch stops the lamp in the desired position and a long touch (6secs) closes and turns off the lamp.

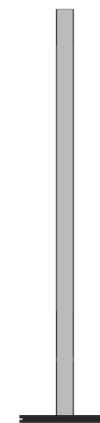
B. Interactive Mode

- In the interactive mode the lamp responds to movement, thanks to the integrated motion sensor. A swift touch on the base of the lamp places the lamp in the captive mode. The lamp will open up when it sees movement. When no movement is around, the lamp will go in a closed and dimmed rest state. A long touch (6 secs) on the base turns off the lamp.

C. Looping Mode

- In the looping mode the lamp will slowly open and close in a continuous loop. However, when no movement is around, the lamp goes to its closed and dimmed rest position. A long touch (6 secs) on the base turns off the lamp.

- patented metamorphic unit inside for silent transformation
- lightsources replaceable by manufacturer















plug & play lamp closed state



plug & play lamp open state

M Metamorphic luminaires

Light dimmable, shape automatically transformable

picture	item code	colour	dimensions	light 1	light 2	description
	1010808		base: 220x220mm H 1005 mm W closed: 40mm W open: 140 mm	longlife CCFL 2.400K >70.000h 1.360 lm (source) 26 W		NEW YORK metamorphic - Bronze brushed inside + Bronze brushed outside stand-alone table lamp with 3 operation modes: manual - inter- active - looping incl. power supply (type of power cable to be specified by region)
	1010101		base: 220x220mm H 1005 mm W closed: 40mm W open: 140 mm	longlife CCFL 2.400K >70.000h 1.360 lm (source) 26 W		NEW YORK metamorphic - Ghost White inside + Ghost White outside stand-alone table lamp with 3 operation modes: manual - inter- active - looping incl. power supply (type of power cable to be specified by region)
	1010802		base: 220x220mm H 1005 mm W closed: 40mm W open: 140 mm	longlife CCFL 2.400K >70.000h 1.360 lm (source) 26 W		NEW YORK metamorphic - Bronze brushed inside + Venetian Red outside stand-alone table lamp with 3 operation modes: manual - inter- active - looping incl. power supply (type of power cable to be specified by region)
	1010803		base: 220x220mm H 1005 mm W closed: 40mm W open: 140 mm	longlife CCFL 2.400K >70.000h 1.360 lm (source) 26 W		NEW YORK metamorphic - Bronze brushed inside + Charcoal Black outside stand-alone table lamp with 3 operation modes: manual - inter- active - looping incl. power supply (type of power cable to be specified by region)
	1010809		base: 220x220mm H 1005 mm W closed: 40mm W open: 140 mm	longlife CCFL 2.400K >70.000h 1.360 lm (source) 26 W		NEW YORK metamorphic - Bronze brushed inside + Bronze dark aged patina outside stand-alone table lamp with 3 operation modes: manual - inter- active - looping incl. power supply (type of power cable to be specified by region)
	1010811		base: 220x220mm H 1005 mm W closed: 40mm W open: 140 mm	longlife CCFL 2.400K >70.000h 1.360 lm (source) 26 W		NEW YORK metamorphic - Bronze brushed inside + Tiffany Green aged patina outside stand-alone table lamp with 3 operation modes: manual - inter- active - looping incl. power supply (type of power cable to be specified by region)

Options for installation

picture	item code	colour	dimensions			description
	2010901					NEW YORK Power cable - European plug included, but type to be specified at order
	2010902					NEW YORK Power cable - US plug included, but type to be specified at order
	2010903					NEW YORK Power cable - UK plug included, but type to be specified at order