



hello,
my name is
kanto







Kanto is a metamorphic lighting object that combines a physical transformation of its shape with a modulation of light. In its closed position you just have a minimal circular incision line. When light is requested, the flexible circle slowly bends inwards to reveal the light.

Integrated electronics assure a smooth and silent transformation in harmony with the intensity of the light. The transformation and light modulation are pre-programmed but can also be controlled independently by the user by means of 0-10V signals.

The light source is a long-life LED engine with a colour temperature of 2.700K (or other on request). Kanto can be seamlessly integrated in walls or ceilings or mounted on a wall or ceiling in a frame. It is magical in combination with metamorphic circles of different dimension (Tokyo).

Besides the Metamorphic version, Kanto is also available in a Sculptable version, meaning that the surface is not automatically transforming, but it is manually adjustable during installation to obtain the desired curve.

SOME TYPICAL EXAMPLES OF USE

- A feature wall in an entrance or lobby
- Above a bed to gently wake up with a rising sun
- Interactive wall with elements of different diameter
- As a decorative light object in a frame

DESIGNERS

Xaveer Claerhout & Barbara Van Biervliet






Possible ways of application



Wall recessed



Wall surface Mounted



Wall mounted Plug & play

Dimensions

- Weight: 17kg
- Total frontsurface: 900 x 900 mm (990 x 990 mm for seamless integration version)
- Depth of luminaire: 72 mm
- Flexing part of front: 600 mm diameter

Light

Lightsource

- LED
- CCT: 2.700 K
- Rated Lifetime (L70): > 50.000 hrs
- Luminous Flux: 2.640 lm (source)
- Rated Power: 28 W
- Efficacy: 116 lm/W

Metamorphic unit

- 3,85 W during motion

Technical details

- Built in power supply 24V DC / 36 W
- input: 110 - 240 VAC / 50 - 60 Hz
- rated voltage: 220 - 240 VAC / 50 - 60 Hz
- Class I device

Mounting options & accessories

- Frame for wall or ceiling surface mounting
- Mounting frames for seamless integration in plasterboard
- Concrete box for integration in solid walls / ceilings



Control of light and motion

For the integrated fixtures and connected surface mounted fixtures:

A. With 0-10V lighting controls:

- 0-10V analog inputs to control either transformation and dimming together (in that case 1 signal required), or transformation and dimming individually (then 2 signals required)
- Individual Kinetura units can be connected in a daisy chain layout for perfect synchronization

B. Optional kinemodule if no control system is available:

- Up to 4 Kinetura luminaires can be controlled with one Kinemodule, both in light and in movement
- The Kinemodule has certain preset scenes for easy installation, but is also programmable with an optional controller to create your own scenes.
- A simple pushbutton or any other NO (normally open) contact starts or stops the scene, or dims the light and movement to a fixed position

C. Optional Bluetooth Smart control module for stand alone operation:

- an optional Bluetooth Smart control (Casambi) can be integrated per luminaire in order to control light and motion scenes from your smartphone

For the plug & play fixtures

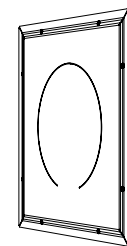
A. the standard plug & play fixture with pushbutton

- a pushbutton with sequential functionality: ON - LOOPING - OFF is integrated in the frame in order to operate and choose the right scenario.

B. optional Bluetooth Smart control module for stand alone operation

- an optional Bluetooth Smart control (Casambi) can be integrated in the plug & play luminaire in order to control light and motion scenarios from your smartphone

- patented metamorphic unit inside for silent transformation
- LED, driver and metamorphic unit are accessible after installation




seamless integration version



fibreboard integration version


















surface mounted version

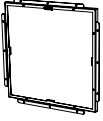
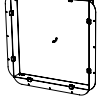


M Metamorphic luminaires



Light dimmable, shape automatically transformable

picture	item code	colour	dimensions	light 1	light 2	description
	1050100G	 	H 990 mm W 990 mm D 72 mm flexing part: Ø 600 mm	LED 2.700 K > 50.000 h 2.640 lm (source) 24 W		KANTO metamorphic seamless Ghost White inside + Primered flex-front for seamless integration in plasterboard or plastered wall / ceiling (incl. power supply but excl. mounting frame or concrete box)
	1050200G	 	H 990 mm W 990 mm D 72 mm flexing part: Ø 600 mm	LED 2.700 K > 50.000 h 2.640 lm (source) 24 W		KANTO metamorphic seamless Venetian Red inside + Primered flex-front for seamless integration in plasterboard or plastered wall / ceiling (incl. power supply but excl. mounting frame or concrete box)
	1050300G	 	H 990 mm W 990 mm D 72 mm flexing part: Ø 600 mm	LED 2.700 K > 50.000 h 2.640 lm (source) 24 W		KANTO metamorphic seamless Charcoal Black inside + Primered flex-front for seamless integration in plasterboard or plastered wall / ceiling (incl. power supply but excl. mounting frame or concrete box)
	1050400G	 	H 990 mm W 990 mm D 72 mm flexing part: Ø 600 mm	LED 2.700 K > 50.000 h 2.640 lm (source) 24 W		KANTO metamorphic seamless Olympic Gold inside + Primered flex-front for seamless integration in plasterboard or plastered wall / ceiling (incl. power supply but excl. mounting frame or concrete box)
	105RR00G	 	H 990 mm W 990 mm D 72 mm flexing part: Ø 600 mm	LED 2.700 K > 50.000 h 2.640 lm (source) 24 W		KANTO metamorphic seamless RAL Colour upon request inside + Primered flex-front for seamless integration in plasterboard or plastered wall / ceiling (incl. power supply but excl. mounting frame or concrete box)

Options for installation
















picture	item code	colour	dimensions		description
	2050002G				KANTO Mounting frame for plasterboard accessory for seamless integration in plasterboard walls / ceilings
	2050007G				KANTO Concrete box accessory for seamless integration in plastered masonry and concrete walls / ceilings

Options for control



picture	item code	colour	dimensions		description
	2050006				KANTO Bluetooth Smart Control optional module integrated in lamp to control light and motion through smart device application
	1500000				KINEMODULE optional control module for easy installation of several Kinetura metamorphic lamps for the control of light and movement. With 4 KINELINKS to control Kinetura luminaires according to certain preset scenarios, in case there is no home control system available or if a preprogrammed installation is required.

M Metamorphic luminaires

Light dimmable, shape automatically transformable






















picture	item code	colour	dimensions	light 1	light 2	description
	1050100	 	H 900 mm W 900 mm D 72 mm flexing part: Ø 600 mm	LED 2.700 K > 50.000 h 2.640 lm (source) 24 W		KANTO metamorphic for fibreboard Ghost White inside + Primered flex-front for integration in fibreboard wall / ceiling (incl. power supply)
	1050200	 	H 900 mm W 900 mm D 72 mm flexing part: Ø 600 mm	LED 2.700 K > 50.000 h 2.640 lm (source) 24 W		KANTO metamorphic for fibreboard Venetian Red inside + Primered flex-front for integration in fibreboard wall / ceiling (incl. power supply)
	1050300	 	H 900 mm W 900 mm D 72 mm flexing part: Ø 600 mm	LED 2.700 K > 50.000 h 2.640 lm (source) 24 W		KANTO metamorphic for fibreboard Charcoal Black inside + Primered flex-front for integration in fibreboard wall / ceiling (incl. power supply)
	1050400	 	H 900 mm W 900 mm D 72 mm flexing part: Ø 600 mm	LED 2.700 K > 50.000 h 2.640 lm (source) 24 W		KANTO metamorphic for fibreboard Olympic Gold inside + Primered flex-front for integration in fibreboard wall / ceiling (incl. power supply)
	105RR00	 	H 900 mm W 900 mm D 72 mm flexing part: Ø 600 mm	LED 2.700 K > 50.000 h 2.640 lm (source) 24 W		KANTO metamorphic for fibreboard RAL Colour upon request inside + Primered flex-front for integration in fibreboard wall / ceiling (incl. power supply)

Options for control

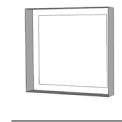



picture	item code	colour	dimensions			description
	2050006					KANTO Bluetooth Smart Control optional module integrated in lamp to control light and motion through smart device application
	1500000					KINEMODULE optional control module for easy installation of several Kinetura metamorphic lamps for the control of light and movement. With 4 KINELINKS to control Kinetura luminaires according to certain preset scenarios, in case there is no home control system avail- able or if a preprogrammed installation is required.

M Metamorphic luminaires





Light dimmable, shape automatically transformable

picture	item code	colour	dimensions	light 1	light 2	description
	1050101	 	H 900 mm W 900 mm D 72 mm flexing part: Ø 600 mm	LED 2.700 K > 50.000 h 2.640 lm (source) 24 W		KANTO metamorphic for in a frame Ghost White inside + Ghost White flex-front for wall surface mounting in a frame (incl. power supply but excl. surface mounted frame)
	1050201	 	H 900 mm W 900 mm D 72 mm flexing part: Ø 600 mm	LED 2.700 K > 50.000 h 2.640 lm (source) 24 W		KANTO metamorphic for in a frame Venetian Red inside + Ghost White flex-front for wall surface mounting in a frame (incl. power supply but excl. surface mounted frame)
	1050301	 	H 900 mm W 900 mm D 72 mm flexing part: Ø 600 mm	LED 2.700 K > 50.000 h 2.640 lm (source) 24 W		KANTO metamorphic for in a frame Charcoal Black inside + Ghost White flex-front for wall surface mounting in a frame (incl. power supply but excl. surface mounted frame)
	1050401	 	H 900 mm W 900 mm D 72 mm flexing part: Ø 600 mm	LED 2.700 K > 50.000 h 2.640 lm (source) 24 W		KANTO metamorphic for in a frame Olympic Gold inside + Ghost White flex-front for wall surface mounting in a frame (incl. power supply but excl. surface mounted frame)
	1050409	 	H 900 mm W 900 mm D 72 mm flexing part: Ø 600 mm	LED 2.700 K > 50.000 h 2.640 lm (source) 24 W		KANTO metamorphic for in a frame Olympic Gold inside + Bronze aged patina flex-front for wall surface mounting in a frame (incl. power supply but excl. surface mounted frame)
	1050410	 	H 900 mm W 900 mm D 72 mm flexing part: Ø 600 mm	LED 2.700 K > 50.000 h 2.640 lm (source) 24 W		KANTO metamorphic for in a frame Olympic Gold inside + Brass aged patina on flex-front for wall surface mounting in a frame (incl. power supply but excl. surface mounted frame)
	1050411	 	H 900 mm W 900 mm D 72 mm flexing part: Ø 600 mm	LED 2.700 K > 50.000 h 2.640 lm (source) 24 W		KANTO metamorphic for in a frame Olympic Gold inside + Tiffany Green aged patina on flex-front for wall surface mounting in a frame (incl. power supply but excl. surface mounted frame)

Options for installation
















picture	item code	colour	dimensions			description
	2050101					KANTO surface mounted frame - Ghost white accessory frame for wall mount or wall mount plug & play
	2050103					KANTO surface mounted frame - Charcoal black accessory frame for wall mount or wall mount plug & play

Options for control

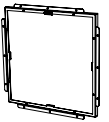
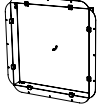
picture	item code	colour	dimensions			description
	2050003					KANTO Expansion kit motion detection in wall mounted frame optional motion sensor for a stand-alone interactive operation
	2050005					KANTO Connection cable with European plug for wall mounted frame optional connection cable with European plug for plug & play operation
	2050006					KANTO Bluetooth Smart Control optional module integrated in lamp to control light and motion through smart device application
	2050011					KANTO push button in wall mounted frame optional push button for plug & play operation with serial functionality (on - looping - off)

S Sculptable luminaires

Light dimmable, shape manually adjustable during installation

picture	item code	colour	dimensions	light 1	light 2	description
	1050100S	 	H 990 mm W 990 mm D 72 mm flexing part: Ø 600 mm	LED 2.700 K > 50.000 h 2.640 lm (source) 24 W		KANTO sculptable seamless Ghost White inside + Primered flex-front for seamless integration in plasterboard or plastered wall / ceiling (incl. power supply but excl. mounting frame or concrete box)
	1050200S	 	H 990 mm W 990 mm D 72 mm flexing part: Ø 600 mm	LED 2.700 K > 50.000 h 2.640 lm (source) 24 W		KANTO sculptable seamless Venetian Red inside + Primered flex-front for seamless integration in plasterboard or plastered wall / ceiling (incl. power supply but excl. mounting frame or concrete box)
	1050300S	 	H 990 mm W 990 mm D 72 mm flexing part: Ø 600 mm	LED 2.700 K > 50.000 h 2.640 lm (source) 24 W		KANTO sculptable seamless Charcoal Black inside + Primered flex-front for seamless integration in plasterboard or plastered wall / ceiling (incl. power supply but excl. mounting frame or concrete box)
	1050400S	 	H 990 mm W 990 mm D 72 mm flexing part: Ø 600 mm	LED 2.700 K > 50.000 h 2.640 lm (source) 24 W		KANTO sculptable seamless Olympic Gold inside + Primered flex-front for seamless integration in plasterboard or plastered wall / ceiling (incl. power supply but excl. mounting frame or concrete box)
	105RR00S	 	H 990 mm W 990 mm D 72 mm flexing part: Ø 600 mm	LED 2.700 K > 50.000 h 2.640 lm (source) 24 W		KANTO sculptable seamless RAL Colour upon request inside + Primered flex-front for seamless integration in plasterboard or plastered wall / ceiling (incl. power supply but excl. mounting frame or concrete box)

Options for installation

picture	item code	colour	dimensions			description
	2050002G					KANTO Mounting frame for plasterboard accessory for seamless integration in plasterboard walls / ceilings
	2050007G					KANTO Concrete box accessory for seamless integration in plastered masonry and concrete walls / ceilings