




hello,
my name is
babylon



babylon





Babylon is a metamorphic lighting object that combines a physical transformation of its shape with a modulation of light. In its closed position you just have a minimal star incision line. When light is requested, the flexible star slowly bends inwards to reveal the light.

Integrated electronics assure a smooth and silent transformation in harmony with the intensity of the light. The transformation and light modulation are pre-programmed but can also be controlled independently by the user by means of 0-10V signals.

As to the light in the Babylon, you can choose between a combination of a downlight LED spot (2.700K) with a surrounding RGB light or a central RGBW ambient light.

Babylon can be integrated in a wall or ceiling with a discrete shade contour line of different sizes.

Furthermore a standard square or round ceiling element with integrated Babylon can be hanged from the ceiling.

SOME TYPICAL EXAMPLES OF USE

- As a pending ceiling above a conference table
- Integrated with a contour line above a dining table
- Integrated with a contour line as a feature wall

DESIGNERS

Xaveer Claerhout & Barbara Van Biervliet

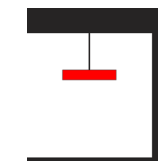
Possible ways of application



Wall recessed



Ceiling recessed



pendant ceiling

Dimensions

- Weight: 20 kg
- Total frontsurface: 1.600 mm x 1.600 mm (or 1.600 mm diameter)
- Depth of luminaire: 180 mm
- Flexing part of front: star incision lines with length of 1.350 mm

Mounting options & accessories

- Mounting structure with shadow contour profile for integration in plasterboard
- Pendant set with side finish and pending cables

Light

Lightsource: downlight

- CCT: 2.700 K
- Rated Lifetime (L70): > 50.000 hrs
- Luminous Flux: 4.000 lm (source)
- Rated Power: 45 W

+

Lightsource: secondary RGB

- LED
- RGB (dali)
- Rated Lifetime (L70): > 50.000 hrs
- Luminous Flux: 750 lm (source)
- Rated Power: 30 W

OR

Lightsource: central ambient RGBW

- LED
- RGBW (dali)
- Rated Lifetime (L70): > 50.000 hrs
- Luminous Flux: 258 lm (source)
- Rated Power: 13 W

Control of light and motion



A. With 0-10V lighting controls:

- 0-10V analog inputs to control either transformation and dimming together (in that case 1 signal required), or transformation and dimming individually (then 2 signals required)
- Individual Kinetura units can be connected in a daisy chain layout for perfect synchronization

B. Optional kinemodule if no control system is available:

- Up to 4 Kinetura luminaires can be controlled with one Kinemodule, both in light and in movement
- The Kinemodule has certain preset scenes for easy installation, but is also programmable with an optional controller to create your own scenes.
- A simple pushbutton or any other NO (normally open) contact starts or stops the scene, or dims the light and movement to a fixed position

C. Optional Bluetooth Smart control module for stand alone operation:


- an optional Bluetooth Smart control (Casambi) can be integrated per luminaire in order to control light and motion scenes from your smartphone

Metamorphic unit

- 13W during motion

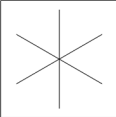


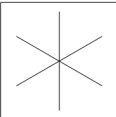


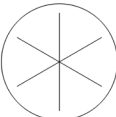


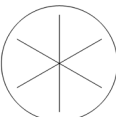


Technical details

- Built in power supply
- 24V DC / 36W (Metamorphic unit + Secondary light)
- 36V DC / 1,2A CC / 45W (Downlight only)
- input: 110 - 240 VAC / 50 - 60 Hz
- rated voltage: 220 - 240 VAC / 50 - 60 Hz
- Class I device
- patented metamorphic unit inside for silent transformation



M Metamorphic luminaires



Light dimmable, shape automatically transformable

picture	item code	colour	dimensions	light 1	light 2	description
	1200100SQR	 	L 1600 mm W 1600 mm D 180 mm flexing part: star lines 1350mm	LED 2.700 K CRI90 > 50.000 h 4.000 lm (source) 45 W	LED RGB (dali) > 50.000 h 750 lm (source) 30 W	BABYLON 160SQR metamorphic with contour line Ghost White inside + Primered flex-front for integration in plasterboard wall / ceiling with contour line with central LED spot and secondary LED RGB (incl. power supply but excl. mounting structure)
	1209800SQR	 	L 1600 mm W 1600 mm D 180 mm flexing part: star lines 1350mm	LED RGBW ambient (dali) > 50.000 h 258 lm 13 W		BABYLON 160SQR metamorphic with contour line Ghost White inside + Primered flex-front for integration in plasterboard wall / ceiling with contour line with central LED ambient RGBW (dali) (incl. power supply but excl. mounting structure)
	1200100RND	 	Ø 1600 mm D 180 mm flexing part: star lines 1350mm	LED 2.700 K CRI90 > 50.000 h 4.000 lm (source) 45 W	LED RGB (dali) > 50.000 h 750 lm (source) 30 W	BABYLON 160RND metamorphic with contour line Ghost White inside + Primered flex-front for integration in plasterboard wall / ceiling with contour line with central LED spot and secondary LED RGB (incl. power supply but excl. mounting structure)
	1209800RND	 	Ø 1600 mm D 180 mm flexing part: star lines 1350mm	LED RGBW ambient (dali) > 50.000 h 258 lm 13 W		BABYLON 160RND metamorphic with contour line Ghost White inside + Primered flex-front for integration in plasterboard wall / ceiling with contour line with central LED ambient RGBW (dali) (incl. power supply but excl. mounting structure)

Options for installation

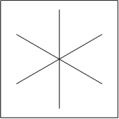


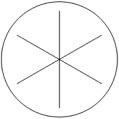


picture	item code	colour	dimensions			description
	2200012					mounting structure with square shadow contour profile for BABYLON 160SQR accessory for integration in plasterboard walls / ceilings
	2200013					mounting structure with round shadow contour profile for BABYLON 160RND accessory for integration in plasterboard walls / ceilings

Options for control





picture	item code	colour	dimensions			description
	2200006					BABYLON Bluetooth Smart Control optional module integrated in lamp to control light and motion through smart device application
	1500000					KINEMODULE optional control module for easy installation of several Kinetura metamorphic lamps for the control of light and movement. With 4 KINELINKS to control Kinetura luminaires according to certain preset scenarios, in case there is no home control system available or if a prepro- grammed installation is required.

M Metamorphic luminaires



Light dimmable, shape automatically transformable

picture	item code	colour	dimensions	light 1	light 2	description
	1200100SQR	 	L 1600 mm W 1600 mm D 180 mm flexing part: star lines 1350mm	LED 2.700 K CRI90 > 50.000 h 4.000 lm (source) 45 W	LED RGB (dali) > 50.000 h 750 lm (source) 30 W	BABYLON 160SQR metamorphic with contour line Ghost White inside + Primered flex-front for pendant installation with central LED spot and secondary LED RGB (incl. power supply but excl. pendant set)
	1200100RND	 	Ø 1600 mm D 180 mm flexing part: star lines 1350mm	LED 2.700 K CRI90 > 50.000 h 4.000 lm (source) 45 W	LED RGB (dali) > 50.000 h 750 lm (source) 30 W	BABYLON 160RND metamorphic with contour line Ghost White inside + Primered flex-front for pendant installation with central LED spot and secondary LED RGB (incl. power supply but excl. pendant set)

Options for installation

picture	item code	colour	dimensions			description
	2200021					pendant set for BABYLON 160SQR white accessory consisting of side finish and pending cable structure
	2200022					pendant set for BABYLON 160SQR Black accessory consisting of side finish and pending cable structure
	2200023					pendant set for BABYLON 160RND white accessory consisting of side finish and pending cable structure
	2200024					pendant set for BABYLON 160RND Black accessory consisting of side finish and pending cable structure

Options for control

picture	item code	colour	dimensions			description
	2200006					BABYLON Bluetooth Smart Control optional module integrated in lamp to control light and motion through smart device application
	1500000					KINEMODULE optional control module for easy installation of several Kinetura metamorphic lamps for the control of light and movement. With 4 KINELINKS to control Kinetura luminaires according to certain preset scenarios, in case there is no home control system available or if a preprogrammed installation is required.